

# twilight

INSTRUMENTOS DE MEDICIÓN INDUSTRIAL

## Detector de voltaje 50-600V SW-LVD15

[www.twilight.mx](http://www.twilight.mx)

 / [twilightsadecv](#)

 / [twilightsadecv](#)

 / [twilightsadecv](#)

# SEW

Model : **LVD-15**

## NON-CONTACT VOLTAGE DETECTOR

---

---



## INSTRUCTION MANUAL

## **SAFETY PRECAUTION**

Electricity can cause severe injuries with high voltages. Therefore it is very important to read the following info before using Non-contact Voltage Detector.

This instrument must only be used and operated by a competent trained person and in strict accordance with the instructions. We will not accept liability for any damage or injury caused by misuse or non compliance with instructions and safety procedures.

Examine the Non-contact Voltage Detector to make sure it is clean and dry. If in doubt, wipe with a clean, dry, lint-free cloth.

The voltage detector test should always be used as an indication only.

An absence of voltage detection given some testing situations may not always mean the circuit under test is dead.

**Warning! TEST ON KNOWN LIVE CIRCUIT**

## **SPECIFICATIONS**

- Voltage detection : 50V ~ 1000V AC
- Frequency : 50 ~ 500 Hz
- Measurement category : CAT.Ⅲ 600V
- Indication : LED and Tone
- Operating Conditions
  - Temperature : 0 ~ 40 °C
  - Humidity : Less than 80% R.H.
  - Altitude : 2000 m (6500 feet) maximum
- For indoor use only.
  - Pollution degree : 2
- Dimension : 142(L) x 28(W) x 27(D)mm
- Weight : 45g(batteries included)
- Power supply : 1.5V AAAbattery x 2
- Safety Standard :
  - EN61010-1 EN61326-1
  - IEC 61000-4-2
  - IEC 61000-4-3

## **DESCRIPTION**

The Non-contact Voltage Detector is intended to check for the presence of AC voltage, signaling the user with an intermittent tone and a flashing LED.

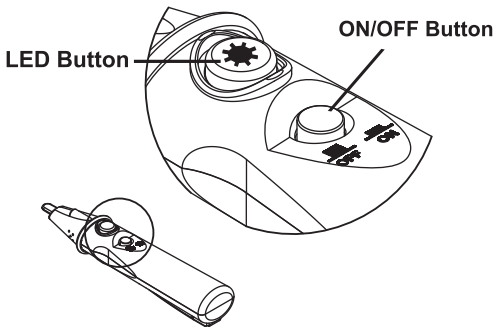
## **FEATURES**

- Bright LED and audible alarm sound when voltage is present.
- Designed for non-contact voltage detection. It's safer.
- Can be used to find a break in a wire.
- Flash light function.
- ON/OFF switch for longer battery life.

## OPERATION

The Non-contact Voltage Detector is an ideal tool for checking hot and neutral conductors, looking for a break in a wire, and detecting the presence of AC voltage at wall outlets, fuses switches, circuit breakers and cables.

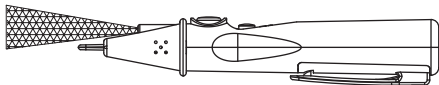
- Turn the Non-contact Voltage Detector on by pressing the "ON-OFF" button so the "ON-OFF" button is at the ON position.



- Check the unit on a known live circuit before making tests. If the unit doesn't function as expected on a known live circuit, replace the batteries.
- Place the testing tip on or near the circuit or unit to be tested. Tone and flashing LED indicate the presence of AC voltage.



- Turn the flash light on by pressing the "flash light" button in dark space if necessary.

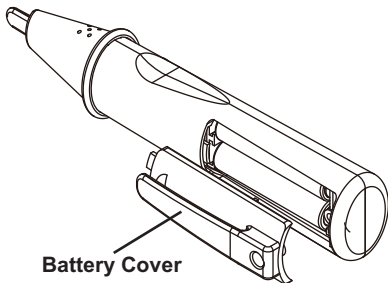


- Remember to turn the Non-contact Voltage Detector off by pressing the "ON-OFF" button after using it.



## MAINTENANCE

- Battery replacement
  1. Disconnect the Non-contact Voltage Detector from the circuit under testing and turn off the power.
  2. Use a screwdriver to unscrew the screw on the back cover, then take the batteries away and replace with new batteries (type AAA 1.5V x 2).
  3. Place the back cover and screw it.



- Cleaning and storage :

**WARNING**

To avoid electrical shock or damage to the meter, do not get water inside the case.

Periodically wipe the case with a damp cloth and detergent : do not use abrasives or solvents.

If the meter is not to be used for periods of longer than 60 days, remove the batteries and store them separately.

- CAT IV - Is for measurements performed at the source of the low voltage installation.
- CAT III - Is for measurements performed in the building installation.
- CAT II - Is for measurement performed on circuits directly connected to the low voltage installation.
- CAT I - Is for measurements performed on circuits not directly connected to mains.

*Due to our policy of constant improvement and development, we reserve the right to change specifications without notice.*



## **STANDARD ELECTRIC WORKS CO., LTD.**

**5F, NO. 105, JHONGCHENG ROAD, TUCHENG DISTRICT,  
XINBEI CITY 23674, TAIWAN.**

**TEL : 886-2-22681528**

**e-mail :[sew@ms10.hinet.net](mailto:sew@ms10.hinet.net)**

**FAX : 886-2-22681529**

**[sales@sew.com.tw](mailto:sales@sew.com.tw)**

**<http://www.sew.com.tw>**

# twilight

INSTRUMENTOS DE MEDICIÓN INDUSTRIAL



LLÁMANOS

**+52(81) 8115-1400 / +52 (81) 8173-4300**

LADA Sin Costo:  
**01 800 087 43 75**

E-mail:  
**ventas@twilight.mx**

[www.twilight.mx](http://www.twilight.mx)